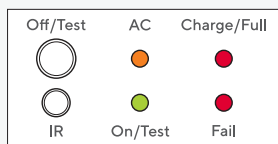




Technical Specifications

Mode of Operation	Maintained
Operation Temperature	10 to 50°C
Input Voltage	220 - 240 VAC / 50Hz
LED Lamp Power	10W
Color Temperature	6500K - 7000K
Battery Type / Capacity	Lithium Iron Phosphate (LiFePO4) 3.2V-2000mAh
Protection Features	- AC, DC Fuse - Battery Low Voltage Cut-Off - Surge Protection
Testing Systems	- Auto Test - Manual Test or Remote Test
Charging Method	3 Steps Charger System
Charging Period	10-15 Hrs
Backup Time	3.0 Hrs
Housing	Electro-Galvanized steel sheet 1.0mm. thick with epoxy powder coating
Dimensions (L x W x H)	396 x 60 x 185 mm
Weight	1.62 Kg / Single sided 1.62 Kg / Double sided
Degree of Protection	IP20
Mounting	Flag mounted (Type F)
Viewing Distance	24 M (Pictogram Height 10 CM)
Accessory	Infrared Remote Test (RT-S3)
Standards / Compliance	- TIS.1955-2551 - ISO9001 - CE

Indicators



- Switch **Off/Test** ▶ Press to turn off the lamp and the system of the unit (while the power is off or the unit is not plugged in) / Press to test the device's availability (during normal circumstance and the unit is plugged in)
- LED **AC** ▶ Indicates that the unit is receiving a power supply
- LED **Charge/Full** ▶ Indicates that the unit's battery is charging
- LED **IR** ▶ Infrared signal receiver
- LED **On/Test** ▶ Indicates that the unit is receiving a power / Indicates if the unit is performing a self-test
- LED **Fail** ▶ Indicates there is a problem with the battery

Product Overview

Emergency Exit Sign Light EXS6-10LED (F) (Single sided/Double sided) is designed for flag-mounted side installation. It uses SMD Low Power High Lumen LED bulbs and employs SMT technology in production. It also includes an Aluminum PCB LED panel, which can help dissipate heat, resulting in electricity savings and a long operational lifespan. It uses milky white plastic sheets with light diffusion properties across the entire sheet after extended usage, along with lens technology to distribute light and control the direction of the LED chips, ensuring even and consistent brightness across the entire panel, in compliance with TIS 2430-2552 and TIS 021004-22 standards. The housing is made with 1 mm. thick Electro-Galvanized steel sheets coated with Epoxy powder and stove enameled to help protect from any possible rust.

Features

Bulb

- Highly efficient and super bright 10 Watts LEDs provides maximum brightness while saving on power consumption. It also offers long operational life of more than 50,000 hours

Battery

- Use Lithium Iron Phosphate (LiFePO4) 3.2V-2000mAh, backup power for 3 hours. It has the advantages of light weight, long service life and high power. It also causes less pollution

Functions

- Auto Test schedule: 1 month every 60 seconds, 1 year every 120 minutes (according to standard TIS.021004-22), activate and deactivate functions with a remote control
- The operation can be tested manually (Manual Test)
- A 5-second, 30-minute or 60-minute self-test can be performed on the unit using the remote

Circuit Systems

- Controlled by an 8-bit microcontroller circuit

Protection Features

- AC and DC fuse to prevent current overload
- Surge Protection
- IP20 dust and water resistant

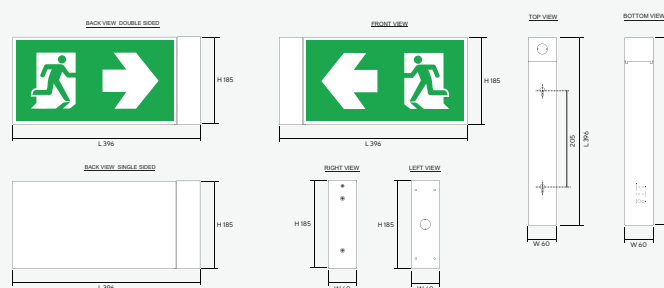
Features to Extend Battery Life

- An innovative 3 Steps Charger System
- A Low Voltage Cut-Off to prevent the battery from draining completely


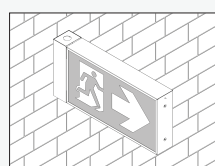
Warning Systems

- An LED will blink 3 times every 15 seconds to indicate that the system performs an automatic battery test (Auto Test) and detects that the backup lighting emergency duration is less than 120 minutes (Battery Fail)
- An LED will blink 4 times every 15 seconds to indicate that there is a problem charging the battery (Charging Fail)

Dimensions (mm)



Installation



Flag mounted (Type F)
(installation without accessories)